

www.rlx-nv.com

For instructions on updating your device using the RIX+ app, refer to the update guide.

RIX+ iOS



RIX+ Android



Linktree

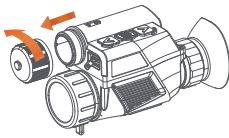


RIX | **STRIDE** SERIES
QUICK START GUIDE

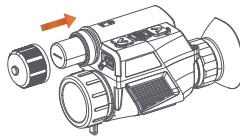
01 BATTERY INSTALLATION

The STRIDE ST6 is powered by a 18650 replaceable battery.

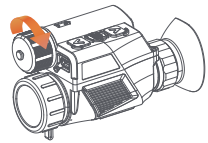
- ▶ Rotate the battery compartment cover until it is unscrewed.
- ▶ Install the battery into the compartment, positive (+) pole inward and negative (-) pole outward, as indicated by the symbols outside the battery compartment.
- ▶ After inserting the battery, tighten the battery compartment cover.



Step 1



Step 2



Step 3

02 COMPONENTS AND CONTROLS

